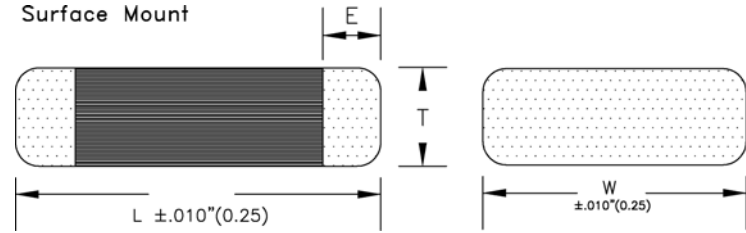


FEATURES

- Designed for RF communication applications.
- Ultra Low ESR.
- T/C IS NPO (COG).
- CMCS capacitors are available in four sizes:
25 Volts = 0402 size
50 Volts = 0402 AND 0603 size
100 Volts = 0603, 0805, & 1210 sizes
200 Volts = 0603, 0805, & 1210 sizes.
- Temperature Coefficient
0ppm \pm 30 ppm/ $^{\circ}$ C (-55 $^{\circ}$ C ~ +125 $^{\circ}$ C) NPO.
- Insulation Resistance:
1000000M Ω minimum @ 25 $^{\circ}$ C, rated voltage.
100000M Ω minimum @ 125 $^{\circ}$ C, rated voltage.



PART NUMBERING

Part Number Example: CMCS-100/161KN0805TF									
CMCS	-	100	/	161	K	N	0805	T	F
Type		Rated DC Voltage		Capacitance Code (pF)*	Tolerance Code	Dielectric Material**	Case Size	Package Code***	RoHs Compliant
* Capacitance Code: First two digits represent significant figures, third digit represents multiplier (number of zeros).									
** Dielectric Material: N = NPO.									
*** Package Code: T = 7" Tape & Reel, T13 = 13" Tape & Reel, W = Waffle.									

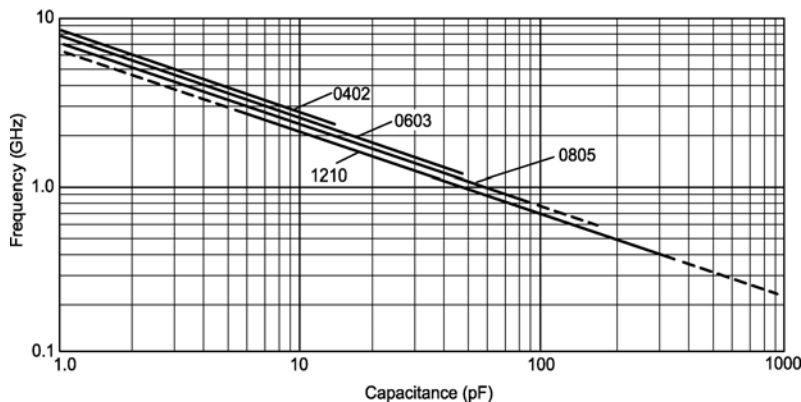
DIMENSIONS (INCHES (mm))

EIA	0402	0603	0805	1210
Length Max.	0.039(1.0)	0.06(1.52)	0.079(2.01)	0.126(3.20)
Width Max.	0.020(0.50)	0.03(0.76)	0.0490(1.25)	0.098(2.49)
Max. T	0.024(0.60)	0.035(0.90)	0.050(1.25)	0.05(1.27)
Term. Band	0.01(0.25) \pm 0.005(0.13)	0.010(0.25) \pm 0.005(0.13)	0.020(0.508) \pm 0.010(0.25)	0.025(0.635) \pm 0.015(0.25)

RATINGS

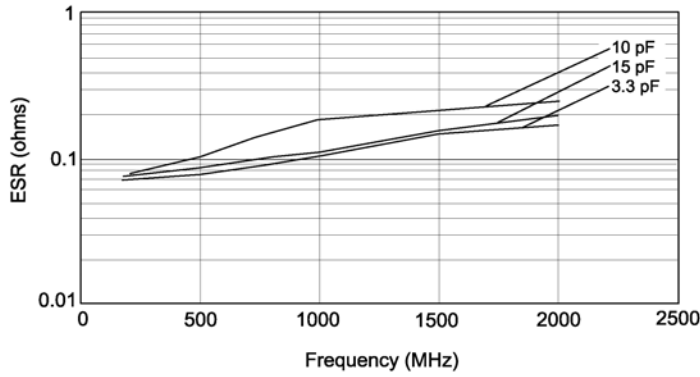
Size	WVDC			
	25	50	100	200
0402	0.2pF ~ 30pF	0.2pF ~ 30pF		
0603		110pF ~ 120pF	20pF ~ 100pF	1pF ~ 18pF
0805			140pF ~ 160pF	1.0pF ~ 130pF
1210			470pF ~ 1000pF	1.0pF ~ 430pF

TYPICAL SERIES RESONANT FREQUENCY

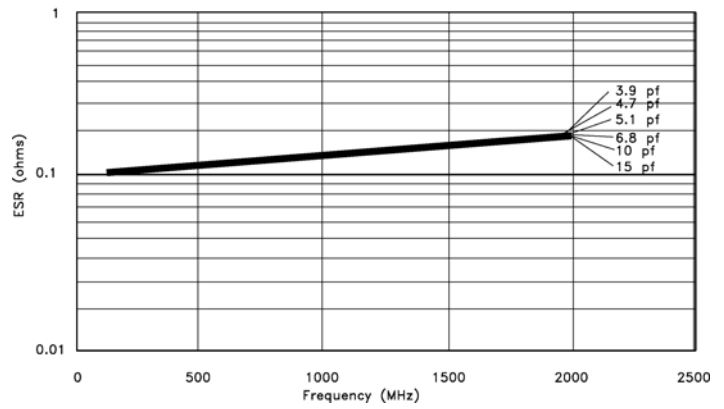


Code	Cap. Tolerance
B	\pm 0.1pF
C	\pm 0.25pF
D	\pm 0.5pF
F	\pm 1%
G	\pm 2%
J	\pm 5%
K	\pm 10%
M	\pm 20%

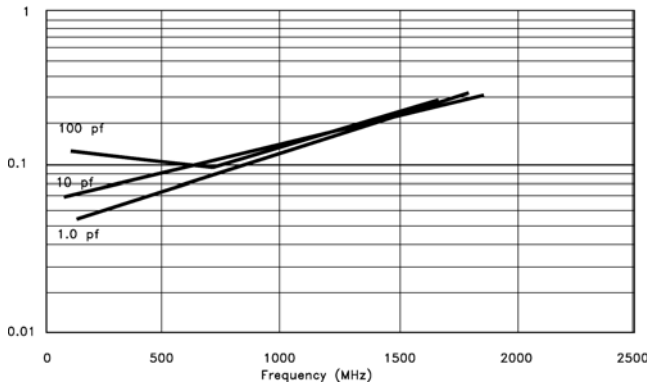
TYPICAL ESR vs. FREQUENCY
0402



TYPICAL ESR vs FREQUENCY (0603)



TYPICAL ESR vs FREQUENCY (0805)



TYPICAL ESR vs FREQUENCY (1210)

