

FEATURES

- Long life (2000 hours @ 85°C).
- Available both in resin and rubber seals.
- Solvent resistant.

PART NUMBERING

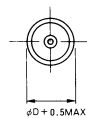
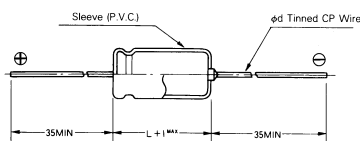
Part Number Example: 714-050/100M6X13F							
714	-	050	/	100	M	6X13	F
Type		Rated DC Voltage		Capacitance Code (μF)*	Tolerance Code	Size	RoHs Compliant
* Capacitance Code: First two digits represent significant figures, third digit represents multiplier (number of zeros).							

SPECIFICATIONS

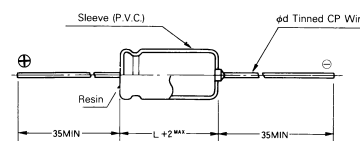
Performance Characteristics						
Operating Temperature Range	-40°C ~ +85°C.					
Temperature Characteristics (120Hz)	Rated Voltage (WVDC)	10	16	25	35	50
	Z (-25°C) / Z (+20°C)	3	2	2	2	2
	Z (-40°C) / Z (+20°C)	6	6	4	3	3
Voltage Range	10VDC ~ 50VDC.					
Capacitance Range	0.1μF ~ 1000μF.					
Capacitance Tolerance (20°C, 120Hz)	±20%.					
Maximum Dissipation Factor (20°C, 120Hz)	Rated Voltage (WVDC)	10	16	25	35	50
	DF %	20	16	14	12	10
Maximum Leakage Current (after 2 minutes)	0.002CV or 4.0μA, whichever is greater.					
Applicable Standards	Characteristics of JIS C-5141.					
Load Life Test (85°C)	After 2000 hours' application of rated voltage, capacitors meet the characteristics requirements mentioned below.					
	Capacitance Change	Within ±20% of initial value.				
	DF	200% or less of initial specified value.				
	Leakage Current	Initial specified value or less.				
Shelf Life (85°C)	After leaving capacitors under no load for 1000 hours and applying voltage according to JIS C- 5102 4-3, they meet the specified value for load life characteristics listed above.					

DIMENSIONS

Rubber Seal Type



Resin Seal Type



DIMENSIONS (UNIT: mm)

D	5.0	6.0	8.0
dØ	0.6		

CASE SIZE OF STANDARD PRODUCTS (DØXL (mm))

Cap. (µF)		WVDC				
		10	16	25	35	50
0.47	R47					5 x 13
0.68	R68					5 x 13
1	010					5 x 13
1.5	1R5					5 x 13
2.2	2R2					5 x 13
3.3	3R3					5 x 13
4.7	4R7			5 x 13	5 x 13	5 x 13
6.8	6R8			5 x 13	5 x 13	5 x 13
10	100		5 x 13	5 x 13	5 x 13	6 x 13
15	150		5 x 13	5 x 13	6 x 13	6 x 13
22	220	5 x 13	5 x 13	6 x 13	6 x 13	6 x 16
33	330	5 x 13	6 x 13	6 x 13	6 x 16	8 x 16
47	470	6 x 13	6 x 13	6 x 16	8 x 16	8 x 16
68	680	6 x 13	6 x 16	8 x 16	8 x 16	8 x 20
100	101	6 x 16	8 x 16	8 x 16	8 x 20	

For capacitance values or sizes not listed above, consult Factory or Area Representative.

MAXIMUM RIPPLE ((mA) 85°C, 120Hz)

Cap. (µF)		WVDC				
		10	16	25	35	50
0.47	R47					5
0.68	R68					7
1	010					10
1.5	1R5					16
2.2	2R2					23
3.3	3R3					30
4.7	4R7			30	33	35
6.8	6R8			35	40	45
10	100		40	45	50	55
15	150		50	55	65	70
22	220	55	60	70	80	95
33	330	65	80	90	105	130
47	470	90	100	120	140	155
68	680	105	130	155	170	205
100	101	145	180	190	330	

For capacitance values or sizes not listed above, consult Factory or Area Representative.